



Joint Admission Medical Program

2004 *Program Report*

*Report to the Governor,
Lieutenant Governor and the Speaker of the House
Pursuant to Chapter 51, Texas Education Code, subchapter V, Section 51.834*

Joint Admission Medical Program



This Page Is Left Blank Intentionally.



Table of Contents

Introduction	5
Council Members	7
Participating Students	9
Progress Report	17
Undergraduate Schools Activity Report	23
Medical Schools Activity Report	27
Financial Report	33
Audit Report	37
Program Modifications	41



This Page Is Left Blank Intentionally.



Introduction

This report is to comply with Chapter 51, Texas Education Code, subchapter V, Section 51.834. The report consists of the following sections:

- I. The number of students admitted to the program
- II. General report of activities performed by the JAMP Council, staff and other people involved in the program.
- III. Report of undergraduate institutions program activities
- IV. Report of medical schools program activities
- V. Financial report of expenditures of funds appropriated for the purposes of the program
- VI. Audit report
- VII. Problems identified in implementing the program with recommended solutions for those problems



This Page Is Left Blank Intentionally.




JAMP Council

Dr. David Jones, Chair	The University of Texas Health Science Center at San Antonio Medical School
Dr. Kathleen Fallon, Vice Chair	The Texas A&M University System Health Science Center College of Medicine
Dr. Bernell Dalley	Texas Tech University Health Sciences Center School of Medicine
Dr. Alan Podawiltz	University of North Texas Health Science Center at Fort Worth - Texas College of Osteopathic Medicine
Dr. Wallace Gleason	The University of Texas Health Science Center at Houston Medical School
Dr. William Thomson	Baylor College of Medicine
Dr. George Ordway	The University of Texas Southwestern Medical Center at Dallas Southwestern Medical School
Dr. Clifford Houston	The University of Texas Medical Branch at Galveston School of Medicine



This Page Is Left Blank Intentionally.



Participating Students

Participating Students

Participants	2003	2004
Number Admitted	81	69*

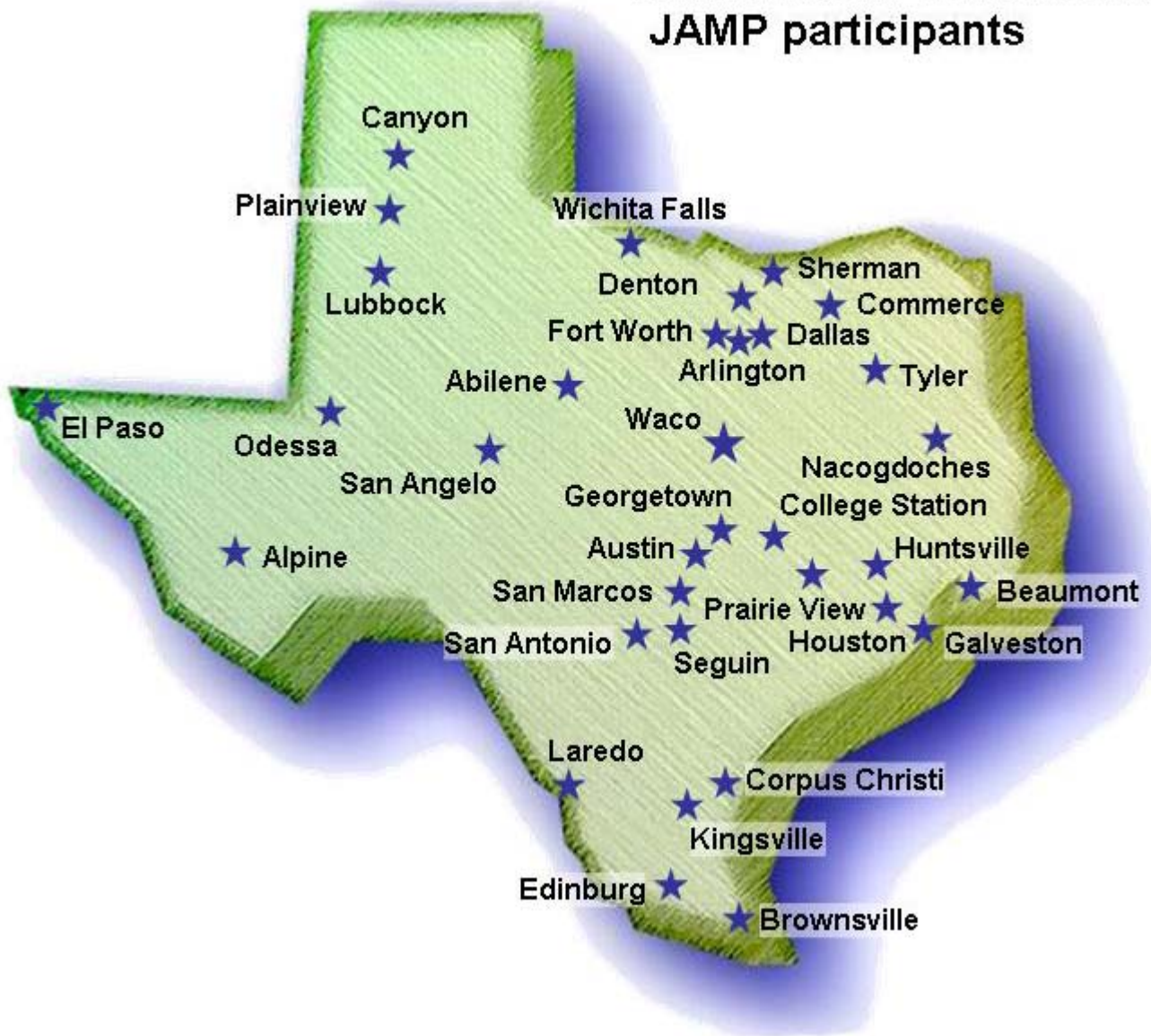
Characteristics	2003	2004
Male	31%	35%
Female	69%	65%
Number of Institutions with Participating Students	30	36
Public	22	28
Private	8	8

Students by Ethnicity	2003	2004
African American	12%	13%
Hispanic	35%	32%
Asian Pacific Islander	21%	20%
Caucasian	28%	29%
All Others	4%	6%

* The number of students admitted in Entry Year 2004 was reduced to 69 due to the reduction of funds appropriated to the Texas Higher Education Coordinating Board for JAMP.

Participating Students

Geographical representation
of institutions with current
JAMP participants



Public Universities

Application Progression Report

<i>Entry Year 2003</i>	2002-03 Program Openings	Applicants Considered	Applicants Interviewed	Applicants Accepted
Angelo State University	3	13	7	3
Lamar University	3	3	3	3
Midwestern State University	3	1	1	1
Prairie View A&M University	3	3	3	3
Sam Houston State University	4	1	1	0
Southwest Texas State University	5	1	1	0
Stephen F. Austin State University	5	0	0	0
Sul Ross State University	2	2	2	2
Tarleton State University	3	2	2	2
Texas A&M International	2	1	1	1
Texas A&M Galveston	2	1	0	0
Texas A&M University	9	14	14	9
Texas A&M Commerce	3	1	1	0
Texas A&M Corpus Christi	3	7	6	3
Texas A&M Kingsville	3	4	3	3
Texas Southern University	3	4	4	3
Texas Tech University	6	8	7	6
Texas Woman's University	3	2	2	2
UT Arlington	4	6	6	3
UT Austin	9	33	32	9
UT Brownsville	2	1	1	1
UT Dallas	3	3	3	3
UT El Paso	4	2	2	2
UT San Antonio	4	4	3	2
UT Tyler	2	1	0	0
UT Permian Basin	2	0	0	0
UT Pan American	4	6	6	4
University of Houston	6	11	9	5
University of Houston-Downtown	3	2	1	0
University of North Texas	5	5	5	3
West Texas A&M University	3	0	0	0
Public Institutions Total	116	142	126	73

Application Progression Report

Private Universities

Entry Year 2003

	2002-03 Program Openings	Applicants Considered	Applicants Interviewed	Applicants Accepted
Abilene Christian University	1	2	2	1
Baylor University	1	3	3	1
Howard Payne University	1	0	0	0
Jarvis Christian College	1	0	0	0
Lubbock Christian University	1	1	1	1
Paul Quinn College	1	0	0	0
Schreiner University	1	1	1	0
Southern Methodist University	1	1	1	1
Southwestern University	1	1	1	1
St. Mary's University	1	3	3	1
University of Mary Hardin-Baylor	1	2	1	1
University of St. Thomas	1	1	1	1
Private Institutions Total	12	15	14	8

All Institutions Total	128	157	140	81
-------------------------------	------------	------------	------------	-----------

Public Universities

Application Progression Report

<i>Entry Year 2004</i>	2002-03 Program Openings	Applicants Considered	Applicants Interviewed	Applicants Accepted	Alternates Selected
Angelo State University	2	8	7	3	2
Lamar University	2	3	2	1	0
Midwestern State University	2	0	0	0	0
Prairie View A&M University	2	4	4	3	0
Sam Houston State University	2	1	0	0	0
Stephen F. Austin State Univ.	2	4	2	2	0
Sul Ross State University	2	2	2	1	0
Tarleton State University	2	7	5	3	1
Texas A&M International	2	4	4	2	2
Texas A&M Galveston	2	1	1	1	0
Texas A&M University	2	16	14	6	6
Texas A&M Commerce	2	3	2	2	0
Texas A&M Corpus Christi	2	1	1	1	0
Texas A&M Kingsville	2	2	1	1	0
Texas State University	2	3	1	1	0
Texas Southern University	2	1	0	0	0
Texas Tech University	2	8	5	4	0
Texas Woman's University	2	3	3	2	0
UT Arlington	2	5	2	2	0
UT Austin	2	22	21	5	14
UT Brownsville	2	4	4	2	0
UT Dallas	2	6	5	2	2
UT El Paso	2	4	4	1	0
UT San Antonio	2	5	4	3	0
UT Tyler	2	4	3	2	0
UT Permian Basin	2	3	3	1	0
UT Pan American	2	4	3	2	1
University of Houston	2	15	11	4	5
Univ. of Houston-Downtown	2	2	2	2	0
University of North Texas	2	1	1	1	0
West Texas A&M University	2	1	1	1	0
Public Institutions Total	62	147	118	61	33

Application Progression Report

Private Universities


<i>Entry Year 2004</i>	2002-03 Program Openings	Applicants Considered	Applicants Interviewed	Applicants Accepted	Alternates Selected
Austin College	*	3	3	1	1
Hardin - Simmons University	*	1	1	1	0
Houston Baptist University	*	2	2	1	1
Our Lady of the Lake University	*	0	0	0	0
Rice University	*	6	6	1	5
Texas Christian University	*	1	1	1	0
Texas Lutheran University	*	1	1	1	0
Trinity University	*	1	1	1	0
Univ. of the Incarnate Word	*	1	0	0	0
Wayland Baptist University	*	2	2	1	1
Private Institutions Total	7	18	17	8	8

All Institutions Total	69	165	135	69	41
-------------------------------	-----------	------------	------------	-----------	-----------

* The private schools were allocated 7 slots to be selected from eligible students within this year's private and independent rotation. There were qualified applicants from 8 private and independent institutions. The Council elected to allocate an additional slot.



This Page Is Left Blank Intentionally.



Progress Report

Progress Report

The Council, in executing its duties as described in the statute, has taken the following actions listed in this section.

Program Criteria and Guidelines update:

The following changes were made to the Program Criteria and Guidelines based on what was learned as we progressed through years two, three and the summer program.

- Established Alternates
- Established Medical College Admission Test (MCAT) scores
- Established review for non-Pell Grant eligible applicants
- Ability to review applicants who completed less than 15 hours

Disbursed Funds

FY 03 Funds

Student Stipends to Medical Schools	April 2003
Fall 2003 Scholarship Checks	August 2003

FY 04 Funds

Administrative Funds	October 2003
8 Medical Schools, 31 Public Universities	
Spring 2004 Scholarship Checks	January 2004
Medical Schools Summer Internship Funds	April 2004
Student Stipends to Medical Schools	April 2004
Fall 2004 Scholarship Checks	August 2004

FY 05 Funds

Administrative Funds	September 2004
8 Medical Schools, 31 Public Universities	
Spring 2005 Scholarship Checks	January 2005

Developed

- Website – Total re-design, creating a more user-friendly site
- On-line JAMP faculty director program manual including reports
- Web access that allows JAMP faculty directors the ability to track their applicants' progress
- Web access that allows participants to update their directory information

Progress Report

- Developed on-line activity report for participating institutions
- Procedures for distribution of scholarships to JAMP participants

Presentations and Recruitment Activities by JAMP Coordinators

January 2003	Texas Council of Teachers of English Language Arts Conference
January 2003	South Texas High School for the Health Professions College Fair, Mercedes
January 2003	Texas Assoc. College Admission Counseling College Information Hotline
February 2003	Texas Association of Advisors for Health Professions
April 2003	National Hispanic College Fairs – Dallas, Houston and San Antonio
April 2003	Texas Association College Admission Counseling Conference
April 2003	Grand Prairie High School College Fair
April 2003	Horns High School, Mesquite, Health Careers Class
April 2003	Health Occupations Students of America, State Leadership Conference
June 2003	Austin Gear Up Project
June 2003	Prairie View A&M University Pre College Institute
July 2003	UT-Brownsville Upward Bound
August 2003	Galena Park High School
July 2003	Health Science Technology Education Professional Conference
July 2003	Texas Association College Admission Counseling Camp College
July 2003	Texas Association of Student Special Services Program (TRIO)
July 2003	National Youth Leadership Forum - Medicine
August 2003	LULAC National Education Service Centers
October 2003	Conference for the Advancement of Science Teaching
October 2003	Dunbar High School College Fair
October 2003	Las Laves Del Exit College Fair
June 2003	THECB Recruitment and Retention Conference
January 2004	The Health Professions Recruitment and Exposure Program
January 2004	Snook High School
April 2004	Clear Brook High School
April 2004	University of Texas – Pan American College Fair
May 2004	College of the Mainland High School Career Fair
May 2004	Rio Grande High School

Progress Report

June 2004	THECB Recruitment and Retention Conference
July 2004	Health Science Technology Education Professional Conference
August 2004	Train-the-Trainer Workshop, College for Texans Campaign
September 2004	Fort Worth ISD High School Counselors Update
September 2004	UNT Night at HSC – Fort Worth
November 2004	Fort Worth City Wide College Fair at UNTHSC
November 2004	Conference for the Advancement of Science Teaching

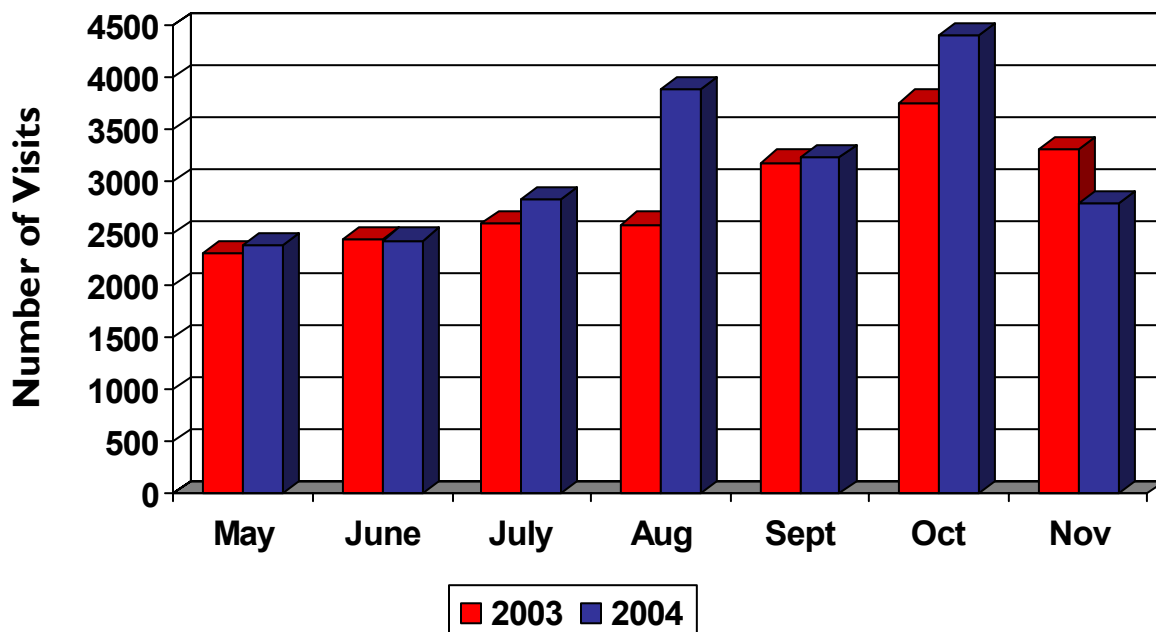
Direct Mailings to Students (names obtained from the following sources)

681	Inquires from JAMP website
16,062	Universities/ JAMP Faculty Directors

Recruiting Mailings (packets including brochures and posters)

147	High schools for college/career day/night programs
50	Go Centers - THECB “Closing the Gaps” College for Texans Campaign

Website Activity





Progress Report

JAMP Faculty Directors Regional Meetings

- September 2003 The University of Texas Health Science Center at San Antonio
- October 2003 The University of Texas Southwestern Medical Center at Dallas
The University of Texas System Administration – Austin
The University of Texas Health Science Center at Houston
The University of Texas Health Science Center San Antonio’s Regional
Academic Health Center – Harlingen
Texas Tech Health Science Center Medical School – Lubbock
- September 2004 Texas Tech Health Science Center Medical School – Lubbock
The University of Texas Southwestern Medical Center at Dallas
The University of Texas System Administration – Austin
The University of Texas Health Science Center at Houston
- October 2004 The University of Texas Health Science Center at San Antonio
The University of Texas Health Science Center San Antonio’s Regional
Academic Health Center – Harlingen

JAMP Faculty Directors Reports Submitted

Activity	2003 – 2004	October 2005
Expenditure Report	Fiscal Year 2003	September 30, 2003
	Fiscal Year 2004	October 31, 2004



This Page Is Left Blank Intentionally.



Activity Reports

Undergraduate Schools

Undergraduate Schools Activity Report

The following information was compiled from activity reports submitted by the faculty directors from the 31 public universities and 14 private universities involved in the program.

JAMP Recruitment and Promotions

Presentations: (17,227 students reached through presentations by JAMP faculty directors)

93% presented to freshmen students about JAMP

73% presented at freshmen orientations

46% presented to freshmen science classes

63% presented to clubs and/or student organizations

Types of mailings used to promote the program:

(10,558 students reached with mailings from JFDs)

72% Letters

67% Brochures

61% Emails

High school visits:

618 High Schools where visited by JAMP Faculty Directors or University representatives

19,953 High School students where contacted as a result of these visits

Resources to support the JAMP participants:

Study/resource room:

63% of the institutions have study or resource rooms

32% of the institutions used JAMP funds to establish a new facility

65% of the institutions used JAMP funds to improve existing facility

88% of the institutions study/resource room available to non-JAMP students

Medical Journals and Guides:

100% of the institutions provide medical school admission guides

93% of the institutions provide MCAT study materials

78% of the institutions provide supplemental study materials for science classes

76% of the institutions provide Texas medical school catalogues

66% of the institutions provide Medical journals (e. g. *JAMA*, *New England Journal of Medicine*)

Undergraduate Schools Activity Report

Activities and learning opportunities developed for JAMP students at participating universities:

87% provided opportunities to participate in scientific research

78% provided opportunities to attend medical and scientific lectures/ presentations

70% supported community service projects

65% provided opportunities to improve interviewing skills

65% provided opportunities to improve leadership development

65% provided opportunities to improve time management skills

60% provided opportunities to improve communication skills

55% provided opportunities to improve study skills

55% provided opportunities to improve test-taking skills

48% provided opportunities to improve critical thinking skills

Comments from JAMP faculty directors based on their experience with JAMP

Dr. Keith Sternes, Sul Ross State University, “The program provides enhanced educational opportunities for students that would otherwise never have these opportunities.”

Dr. Alan Bloebaum, Angelo State University, “The State of Texas has tried for years to find a way to get more qualified economically disadvantaged students into medical school—all without any real success. The JAMP program is finally accomplishing this!”

Dr. Ruben Walter, Tarleton State University, “JAMP does a very good job of helping students who might not otherwise have a shot at a medical education to get a reasonable chance at attending medical school.”

Dr. Scott Gunn, UT-Pan American, “Many JAMP students come in poorly prepared in high school in terms of study skills, time management and critical thinking. A number of students come from families that do not realize the sacrifice required to be a competitive pre-professional. Many students are pressed to work and help the family.”

Dr. Michael San Francisco, Texas Tech University, “JAMP provides a mechanism for those who know what they want to do in their future to focus their efforts towards medical school. It gives the students a “home base” and unique access to faculty, resources and staff at the university.



This Page Is Left Blank Intentionally.



Activity Reports

Medical Schools

Medical Schools Activity Report

The following information was compiled from activity reports submitted by the council members from the eight medical schools involved in the program.

JAMP Recruitment and Promotions

The following are examples of recruiting activities performed at each of the medical schools

- Presentations at high school college and career fairs
- Presentations to undergraduate students visiting the medical schools
- Presentations at the health professions recruitment programs
- Presentations at the College for Texans Campaign “Go Center” training programs
- Presentations to undergraduate health profession advisors

Mentoring Activities

The following are examples of mentoring activities provided by each of the medical schools to support the participants and the undergraduate faculty directors.

- Each of the medical school coordinators maintain contact with the participants by email and follow up telephone calls
- Faculty directors and medical school representatives attended JAMP regional meetings to discuss the program
- Medical school coordinators contact each of their mentee’s faculty directors to discuss the participant’s progress.

Summer Program Internship Activities

Summer 2003

The students in the Entry Year 2003 class were divided equally among all eight medical schools for the first summer internship program. The programs included one or more of an anatomy and physiology course and gross anatomy lab, clinical preceptorships, a biochemistry course, a medical terminology course, and the Kaplan Verbal Edge course. Other activities and workshops included Journal Club, ethics, communicating with patients, student panels, HIPAA training, and a reading and writing assessment.

Medical Schools Activity Report

Summer 2004

Due to budget cuts, the students in the EY 2003 class were divided equally among the seven public medical schools for the summer II program and the summer I program was conducted at Baylor College of Medicine for all students in the EY 2004 class.

The Summer II program for the EY 2003 class was held at the seven public medical schools. The curriculum included an MCAT review course by Kaplan, a biochemistry preparatory course, and an ethics reading/writing course. Students participated in clinical rotations at nearby hospitals and clinics. Students received reviews of research protocols and projects and participated in enrichment activities, weekend activities and had mentoring interactions with current medical students.

The Summer I program for the EY 2004 class was held at Baylor College of Medicine. Baylor integrated the JAMP students into its long-running summer program, the Honors Premedical Academy (HPA). The HPA is part of the Summer Medical Education Program, a national initiative sponsored by The Robert Wood Johnson Foundation to increase opportunities for underrepresented students. JAMP students joined others from across the nation for a rigorous six-week academic program including medical communications, anatomy and physiology (with gross lab), and a preceptorship in the health sciences. The program offers a preview of the medical school curriculum, feedback on writing and public speaking skills, extensive clinical experiences, enrichment lectures, and mentoring by medical students. During the 2004 HPA, students attended presentations by all 8 Texas medical schools and toured the Houston and Galveston medical schools. The program was favorably evaluated by JAMP students, who were particularly enthusiastic about the opportunity to meet their JAMP peers from across the state and interact with a diverse group of premedical students with similar goals and challenges.

Student Evaluations

JAMP participants were evaluated by the medical school faculty, clinical preceptors, instructors, medical student mentors, the medical school coordinator, and their peers. Students were evaluated on punctuality, appearance, participation, eagerness to learn about medicine, motivation, and general “academic performance” while in the summer internship.

Medical Schools Activity Report

Evaluation results were discussed with each student individually and each student's strengths and weaknesses were communicated to the student's JFD with recommendations to improve weaknesses.

Program Strengths

- Unparalleled opportunity for economically disadvantaged students to advance themselves, even if they do not complete the program.
- Summer enrichment experience. The benefits to the students are many, including exposure to academic coursework similar to that in medical school, interaction with medical school personnel and other JAMP students and development of a sense of “comfort” in the medical school environment. Overall, the summer experience gives JAMP students a clear sense of the rewards and rigors of medical school and of medicine as a career.
- Interactions that have developed among the eight medical schools and over 60 public and private undergraduate institutions. These interactions have enabled undergraduate institutions to utilize JAMP resources to strengthen premedical programs and curricula and have provided the medical schools with an appreciation of the challenges facing these institutions.
- Potential of increasing the number of physicians returning to medically underserved areas.

Challenges/Barriers of JAMP Students

Adjusting to the academic rigors of college can be very difficult. Many of the JAMP students begin college at a marked disadvantage due to poor preparation for college in secondary schools. English is a second language for a large number of students and many students have very weak verbal skills and self-confidence. Many also face a lack of family support both emotionally and financially which results in a wide variation in motivation for the study of medicine for many students. The rigors of the program require students to commit to a course of study and profession often before they are mature enough to make career decisions and before they have established their academic capability.

Medical Schools Activity Report

What We Have Learned

Three years of working with undergraduate faculty directors, medical school faculty and staff and two classes of JAMP students have produced much valuable information relating to the program.

- JAMP is providing an extraordinary opportunity for Texas Medical Schools to gain a better understanding of pathways and barriers for economically disadvantaged Texans to become physicians.
- Medical schools have learned to have more realistic expectations of the sophistication and maturity of students at the undergraduate level.
- Economically disadvantaged students are generally educationally disadvantaged as well.
- The students need significant academic and social support.
- Wide disparities exist among undergraduate schools with regard to premedical curricula and sequence of courses.
- There is a need to strengthen the advising function at many undergraduate institution regarding curriculum, course scheduling, support services and preparation for medical school in general.

Program Challenges


JAMP must develop strategies to address the academic preparedness of students selected for the program. The disparities in instruction and support across Texas educational institutions are vast. The lack of quality faculty and course offerings at many of the smaller institutions (both public and private) severely handicap JAMP students attending these schools.

Complimenting the undergraduate campus experience by developing web-based resources could provide a way to standardize the learning experience and enhance JAMP students' mastery of fundamental core subjects and critical thinking skills.

Another approach to address this issue could be to provide enrichment opportunities for "potential" JAMP students during their first full year in college, after which they would apply for the program. This would accomplish two things: 1) give the student a full year to adjust to college; and 2) give the JAMP Council two full semesters of work on which they can base decisions about a student's qualifications and acceptance for the program.



This Page Is Left Blank Intentionally.



Financial Report

Financial Report

Fiscal Year 2002 to 2005

	FY 2002	FY 2003	FY 2004	PROJECTED FY 2005
BEGINNING BALANCE	\$0	\$2,526,176	\$363,632	\$2,686,685
INCOME				
THECB PROGRAM DISTRIBUTION	\$4,000,000	\$0	\$3,490,900	\$0
EXPENSES				
UNDERGRADUATE STUDENT SUMMER STIPENDS	\$0	\$324,000	\$266,000	\$627,000
UNDERGRADUATE STUDENT SCHOLARSHIPS	\$0	\$144,000	\$173,000	\$310,000
STUDENT TRAVEL TO INTERVIEWS	\$0	\$0	\$0	\$81,000
UNDERGRADUATE SCHOOLS PROGRAM COSTS	\$1,085,000	\$861,400	\$23,062	\$512,549
MEDICAL SCHOOLS PROGRAM COSTS	\$280,000	\$400,000	\$360,000	\$360,000
MEDICAL SCHOOLS SUMMER INTERNSHIP PROGRAM COSTS	\$0	\$256,000	\$178,500	\$457,500
MCAT PREP COURSE DEVELOPMENT	\$0	\$0	\$0	\$100,000
ADMINISTRATIVE COSTS	\$108,824	\$177,144	\$167,285	\$238,636
TOTAL EXPENSES	\$1,473,824	\$2,162,544	\$1,167,847	\$2,686,685
ENDING BALANCE	\$2,526,176	\$363,632	\$2,686,685	\$0

Financial Report

Fiscal Year 2002 to 2005

EXPLANATION OF FINANCIAL REPORT AND USES OF JAMP FUNDS

Texas Higher Education Coordinating Board (THECB) Program Distribution

Funds appropriated to the Texas Higher Education Coordinating Board for the purposes of the program and transferred to the Joint Admission Medical Program Council pursuant to agreements executed between the JAMP Council and the Texas Higher Education Coordinating Board and The University of Texas System.

Undergraduate Student Summer Stipends

Each student selected to the program received a stipend in the amount of \$4,000 in 2003, \$2,000 in 2004 and will receive \$3,000 in 2005 to attend a summer internship at one of the Texas Medical Schools. These funds are provided to the students to offset potential lost income from summer employment due to the required internship.

Undergraduate Student Scholarships

Each student selected for the program received a scholarship in the amount of \$2,000 for the fall 2003 semester from funds appropriated for the 2002-2003 biennium. Beginning with the spring 2004 semester, the amount of the scholarship was reduced to \$1,000 per semester. These funds will be used to defray their cost of tuition and fees.

Student Travel to Interviews

To comply with Section 51.824 (6) (C) of the Texas Education Code, the Council determined that all qualified participating students will be required to interview at all eight medical schools. Each student will receive \$1,500 to defray the expenses of traveling to the medical schools.

Undergraduate Schools Program Costs

Each public undergraduate school received \$35,000 for program startup costs in FY2002 and \$25,000 plus \$1,200 per participating student in FY2003. For the 2004-2005 biennium, the distribution to the undergraduate schools was reduced to \$15,000 per school plus \$500 for each participating student. The amount reported for FY2004 is net of unexpended prior years awards that were returned by the participating institutions to be reallocated for other program needs.

Within general guidelines established by JAMP Council, each institution determines how the funds will be used to meet its needs to effectively administer the program. The funds can be used to provide academic counseling, tutoring and mentoring to participating students, implement or expand appropriate degree programs and support the activities of the institution's JAMP Faculty Director.

Financial Report

Fiscal Year 2002 to 2005

Medical Schools Program Costs

Each medical school received \$35,000 for program startup costs in FY2002 and \$50,000 in FY2003. The distribution to the medical schools was reduced to \$45,000 each year of the 2004-2005 biennium. As with the undergraduate institutions, each medical school determines how the funds will be used within the general guidelines established by the JAMP Council. The funds can be used to recruit eligible undergraduate students for admission to the program, support the commitment of faculty and administrative resources to the program and provide mentoring and other support services to students selected to participate in the program.

Medical Schools Summer Internship Program Costs

Each medical school receives \$2,000 per participating student assigned to the school for the summer internship program to offset the costs of the internship. The costs involved with the programs include paying faculty to teach specially designed courses, facility costs, expendable equipment and laboratory supplies and salaries paid to program administrative staff. The second year program also included a formal MCAT review course taught on site at each medical school.

MCAT Prep Course Development

This expenditure is for the development of an MCAT prep course tailored to meet the needs of the diverse population of JAMP participants. Once the customized MCAT prep course is implemented, the overall cost will be substantially reduced from the current outside prep course cost of approximately \$200,000 per class. The course could also become a valuable review tool for all prospective medical students preparing to take the MCAT, whether a JAMP participant or not.

Administrative Costs

Funds allocated to administrative costs are used for office equipment, standard maintenance and operation expenses and salaries and related expenses needed to administer the program. The 2005 budget includes limited funds to be used in development activities.



Audit Report



The University of Texas System Audit Office
Joint Admission Medical Program Audit
FY 2005

December 20, 2004

Mr. Budge Mabry
Director of the Joint Admission Medical Program
The University of Texas System Administration
702 Colorado Street, Suite 6.400
Austin, Texas 78701

Dear Mr. Mabry:

The University of Texas ("UT") System Audit Office has completed its financial audit of the Joint Admission Medical Program ("JAMP") for the fiscal years ("FY") ending August 31, 2003 and 2004. Our examination was conducted in accordance with the guidelines set forth in The Institute of Internal Auditors' *International Standards for the Professional Practice of Internal Auditing*.


The objective of this audit was to determine the reliability and integrity of key financial information reported by JAMP in its financial statement, which details revenues and expenditures of the JAMP Office at UT System Administration. This audit is to be performed every even numbered year as required by the agreement between the JAMP Council and UT System Administration. The audit included financial activity from September 1, 2002, through August 31, 2004. We have previously audited the financial activity for FY 2002.

In our opinion, the financial information reported in the accompanying JAMP financial statement is materially correct and fairly represents JAMP activity for FY 2003 and 2004.

We appreciate the assistance provided by you and your staff and look forward to a continuing relationship with your department.



Charles G. Chaffin
Director of Audits



Eric J. Polonski
Audit Supervisor

cc: Dr. Kenneth Shine, Executive Vice Chancellor for Health Affairs
Dr. David Jones, JAMP Council Chairman

**JOINT ADMISSION MEDICAL PROGRAM
FINANCIAL STATEMENT
FISCAL YEARS 2002 THROUGH 2004**

	FY 2002	FY 2003	FY 2004
BEGINNING BALANCE	\$0	\$2,526,176	\$363,632
INCOME			
STATE APPROPRIATION	\$4,000,000		\$3,490,900
EXPENSES			
UNDERGRADUATE STUDENT PROGRAM COSTS	\$1,085,000	\$861,400	\$23,062
MEDICAL SCHOOLS PROGRAM COSTS	\$280,000	\$400,000	\$360,000
MEDICAL SCHOOLS SUMMER INTERNSHIP PROGRAM COSTS		\$256,000	\$178,500
UNDERGRADUATE STUDENT SUMMER STIPENDS		\$324,000	\$266,000
UNDERGRADUATE STUDENT SCHOLARSHIPS		\$144,000	\$173,000
ADMINISTRATIVE COSTS	\$108,824	\$177,144	\$167,285
TOTAL EXPENSES	\$1,473,824	\$2,162,544	\$1,167,847
ENDING BALANCE	\$2,526,176	\$363,632	\$2,686,685



This Page Is Left Blank Intentionally.



Program Modifications



This Page Is Left Blank Intentionally.



Program Modifications

The JAMP Council has identified the following concern in the implementation of the program. The recommended solution is described below.

1. Allocation of Program openings during the selection process

It has become apparent during the selection process that, occasionally, there may not be enough qualified candidates from some institutions to fill the full complement of program openings allocated to the institution. Section 51.824(a)(10) provides that the council may “take any other action necessary to implement the program.” Legal counsel has advised that this provision gives the Council express authority to take any reasonable steps necessary to implement JAMP. Such actions must be consistent with the intent of the statute and may not contradict the express language of the statute and must not amount to new or additional powers. Therefore, the Council has developed a policy to reallocate unfilled openings to other institutions and has been advised that the allocation must be consistent with Section 51.824(b) which states that “council shall allocate the remaining program openings to...institutions in proportion to the average size of each institution’s entering class...” The Council feels that a change in the statute to authorize the Council to reallocate the excess program openings as the Council deems appropriate would allow them to allocate the openings to some of the participating institutions that have qualified applicants who did not get accepted due to the limited number of openings allocated to them. The Council feels very strongly that this authority would enhance the goals of the program.



This Page Is Left Blank Intentionally.
